

HOW TO HOST a

Bluey



BOOK CLUB

ABOUT BLUEY

Bluey is a lovable and inexhaustible six-year-old Blue Heeler puppy who lives with her dad (Bandit), her mum (Chilli) and four-year-old sister, Bingo.

This preschool series is the #1 kids' show on Australian television and is now airing on TV2 in New Zealand, and streaming on demand.

WHY HOST a BLUEY BOOK CLUB


Bluey book clubs are a great way to bring people in-store, including new customers, who will have a fun and memorable experience.
Plus, of course, it will generate book sales!



STEP-BY-STEP GUIDE

1. Confirm a date
2. Order your books and speak with your account manager for recommendations
3. Start preparing Bluey decorations and activities - there are ideas on the following pages
4. Have your Bluey Book Club!
5. Share lots of photos on social using **#BlueyBooks** and tag **@penguinkidsnz**
6. Let us know if you have any feedback or suggestions
7. Think about when your next Bluey Book Club will be, and repeat





BINGO PAPER MASK

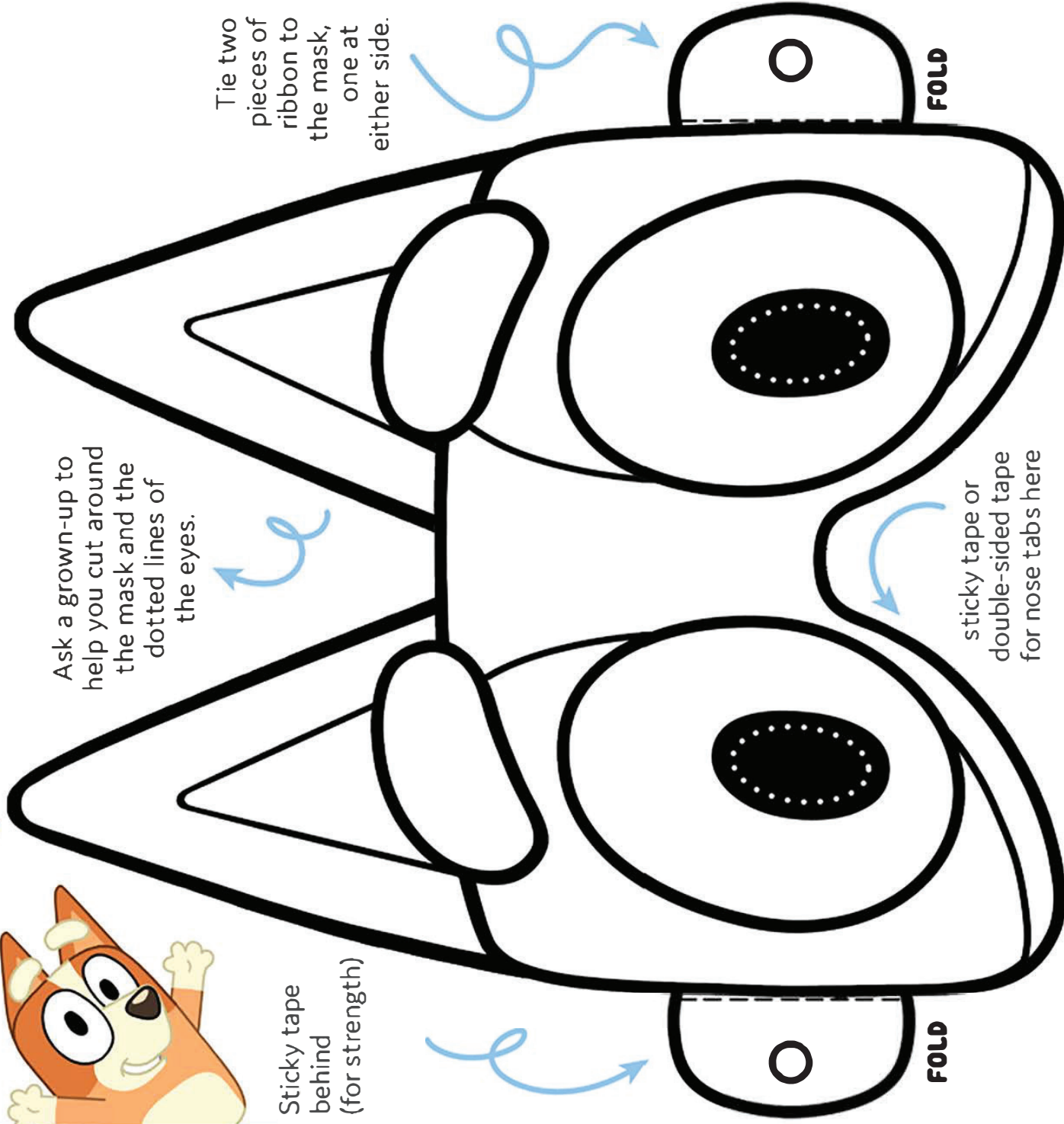
Create and play



Ask a grown-up to help you cut around the mask and the dotted lines of the eyes.

Tie two pieces of ribbon to the mask, one at either side.

Sticky tape behind (for strength)



FOLD

FOLD

sticky tape or double-sided tape for nose tabs here

FOLD FOLD

FOLD FOLD

Sticky tape


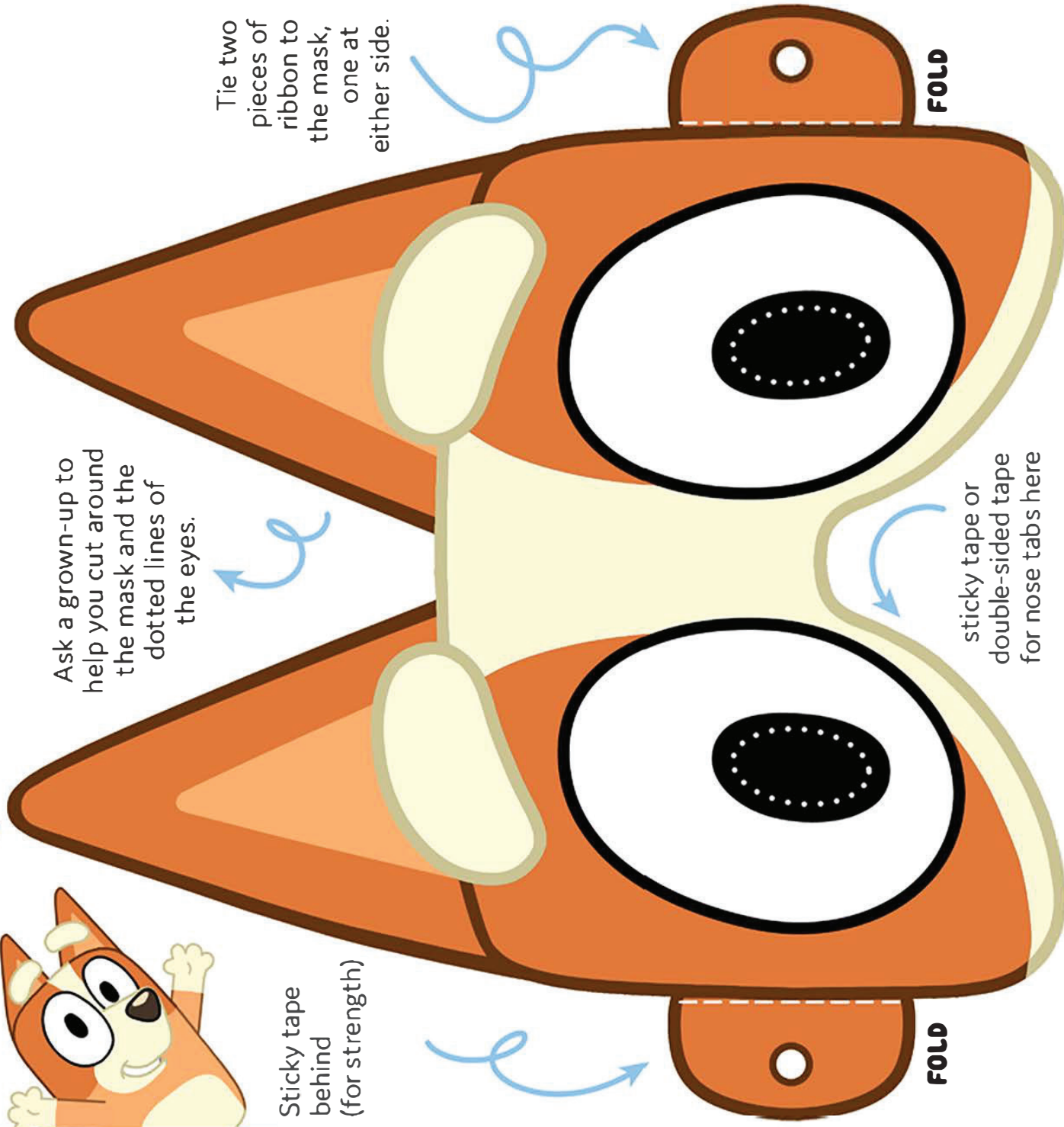
Sticky tape






BINGO PAPER MASK

Create and play





Bluey paper mask

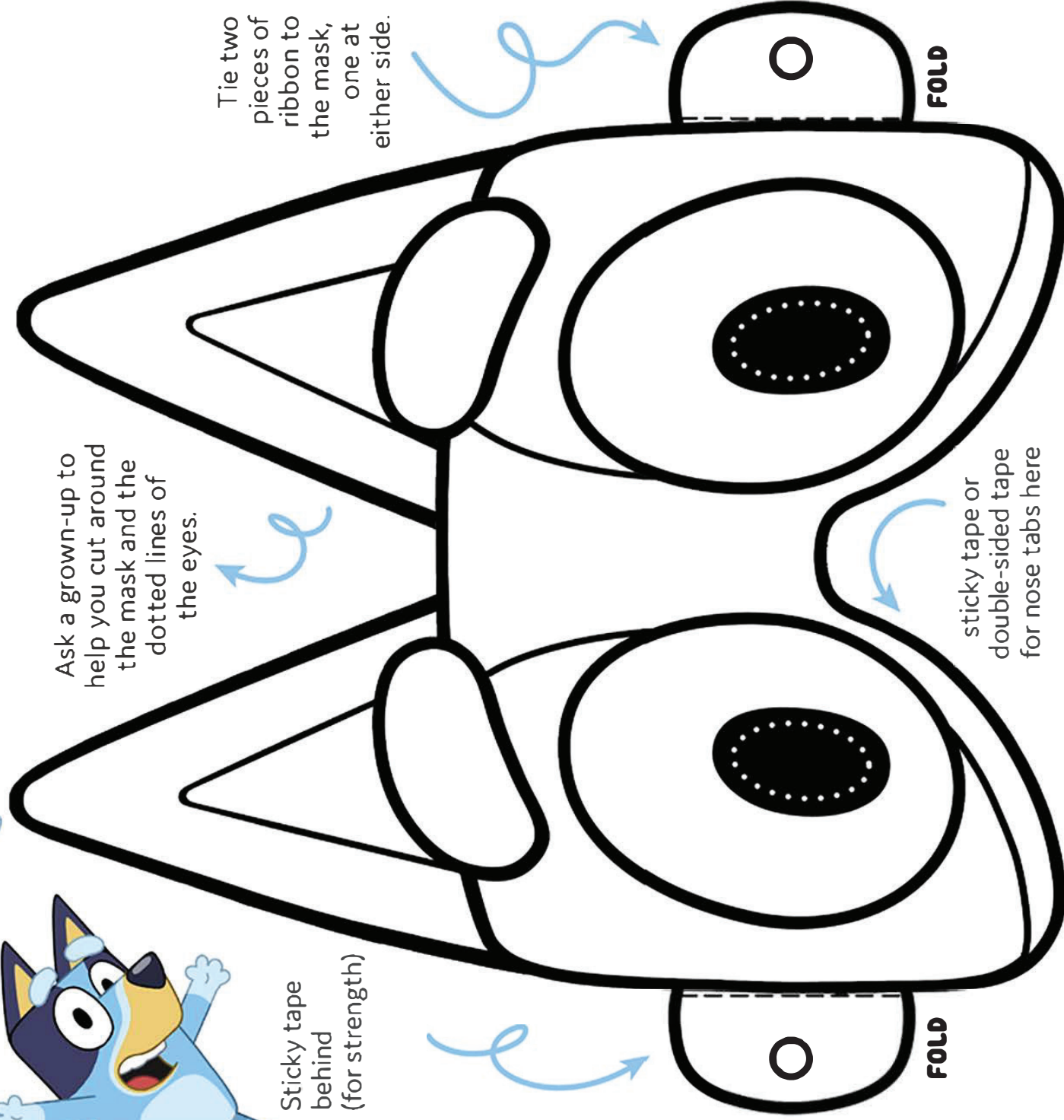
Create and play



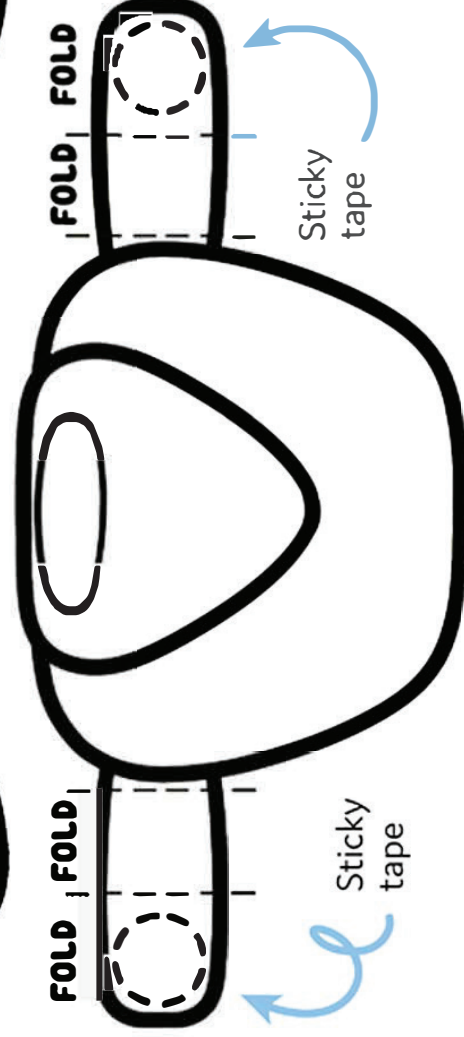
Ask a grown-up to help you cut around the mask and the dotted lines of the eyes.

Tie two pieces of ribbon to the mask, one at either side.

Sticky tape behind (for strength)



sticky tape or double-sided tape for nose tabs here





Bluey paper mask

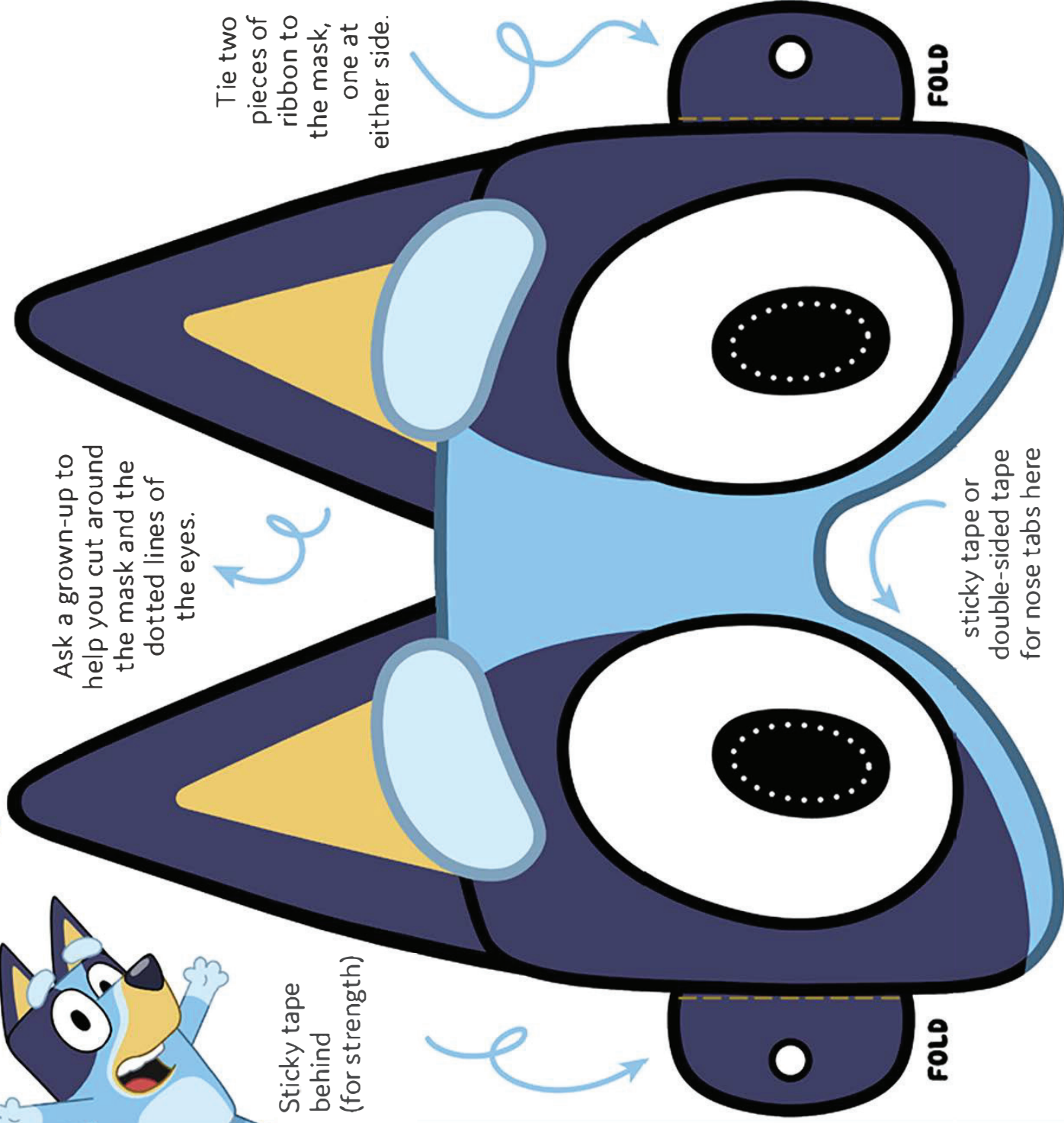
Create and play




Sticky tape
behind
(for strength)


Ask a grown-up to
help you cut around
the mask and the
dotted lines of
the eyes.

Tie two
pieces of
ribbon to
the mask,
one at
either side.



sticky tape or
double-sided tape
for nose tabs here





There's more colouring in fun to be had with this great sticker and activity book



Bluey



YEAH! FOR BLUEY PARTY BUNTING


Ask a grown-up
to help you cut
around the
dotted lines.



BBC

Space the
flags evenly
across the
twine or wool.

Punch a hole
on the corner
of each flag
and thread
the flags
along the
twine.



BLUEY



YEAH! FOR BINGO PARTY BUNTING

Ask a grown-up
to help you cut
around the
dotted lines.



BBC

Space the
flags evenly
across the
wool or twine.

Punch a hole
on the corner
of each flag
and thread
the flags
along
the twine.



BLUEY



YEAH! FOR COCO PARTY BUNTING


Ask a grown-up
to help you cut
around the
dotted lines.



BBC

Space the
flags evenly
across the
wool or twine.

Punch a hole
on the corner
of each flag
and thread
the flags
along
the twine.



BLUEY




YEAH! FOR SNICKERS PARTY BUNTING

Ask a grown-up
to help you cut
around the
dotted lines.



BBC



Space the
flags evenly
across the
wool or twine.

Punch a hole
on the corner
of each flag
and thread
the flags
along
the twine.



THINGS TO DO AT YOUR BLUEY BOOK CLUB



- **READ THE BLUEY BOOKS**
- **PLAY KEEPY UPPY
(ORDER SOME RED BALLOONS!)**
- **PROVIDE A CRAFT TABLE**
- **SEE BLUEY.TV FOR
LOADS MORE IDEAS**